

Scaled data based on original data using  
LM-79-08 Approved Method: Electrical and Photometric Measurements of Solid-  
State Lighting Products

Test Report Prepared for  
Cooper Lighting Solutions  
(formerly Eaton)

Brand: McGRAW-EDISON

Report Number: P385838

Luminaire Tested: **GWC-SA1B-830-U-T3-HSS**

Issue Date: 3/3/2020

**Test Information**

Test Method: LM-79-08  
Report Number: P385838  
TEST IS SCALED FROM IESNA LM-79-08 TEST DATA (G2-1903-205-15)  
Test Lab: INNOVATION CENTER  
Issue Date: 3/3/2020  
Manufacturer: COOPER LIGHTING SOLUTIONS (FORMERLY EATON)  
Product Line: MCGRAW-EDISON  
Catalog Number: GWC-SA1B-830-U-T3-HSS  
Description: GALLEON WALL LUMINAIRE  
(1) 80 CRI, 3000K, 800mA LIGHTSQUARE WITH 16 LEDS AND TYPE III OPTICS  
WITH HOUSE SIDE SHIELD  
Light Source: -  
Ballast/Driver: ELECTRONIC DRIVER

**Summary**

Lumens per Lamp: N/A  
Luminaire Lumens: 3535 lumens  
Efficiency: N/A  
Efficacy: 80.3 lumens/watt  
Luminous Opening: Rectangular (W 0.5' x L: 0.5' x H: 0')  
IES Classification: Type III - Short  
BUG Rating: B1 - U0 - G1

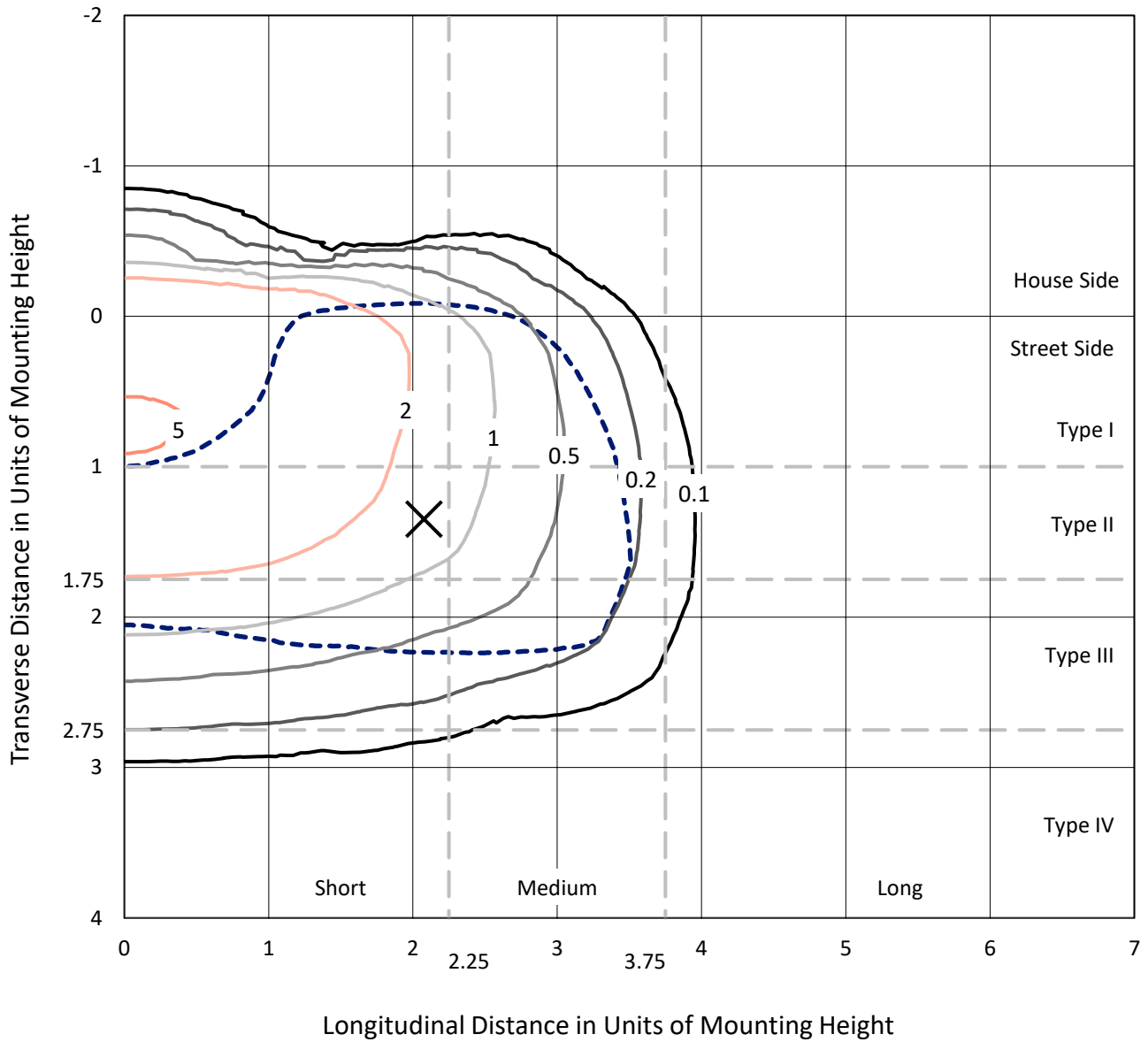
Input Watts (W): 44  
Input Voltage (V): NR  
Input Current (A<sub>in</sub>): NR  
Voltage Rise (V): NR  
Power Factor: NR  
Total Harmonic Distortion (THDi): NR  
Frequency (hertz): 60  
Stabilization Time: NR  
Operation Time: NR  
Ambient Temperature (°C): NR  
Test Distance: 24 FT



REPORT NUMBER: P385838  
 CATALOG NUMBER: GWC-SA1B-830-U-T3-HSS

### Iso-Footcandle Lines of Horizontal Illumination

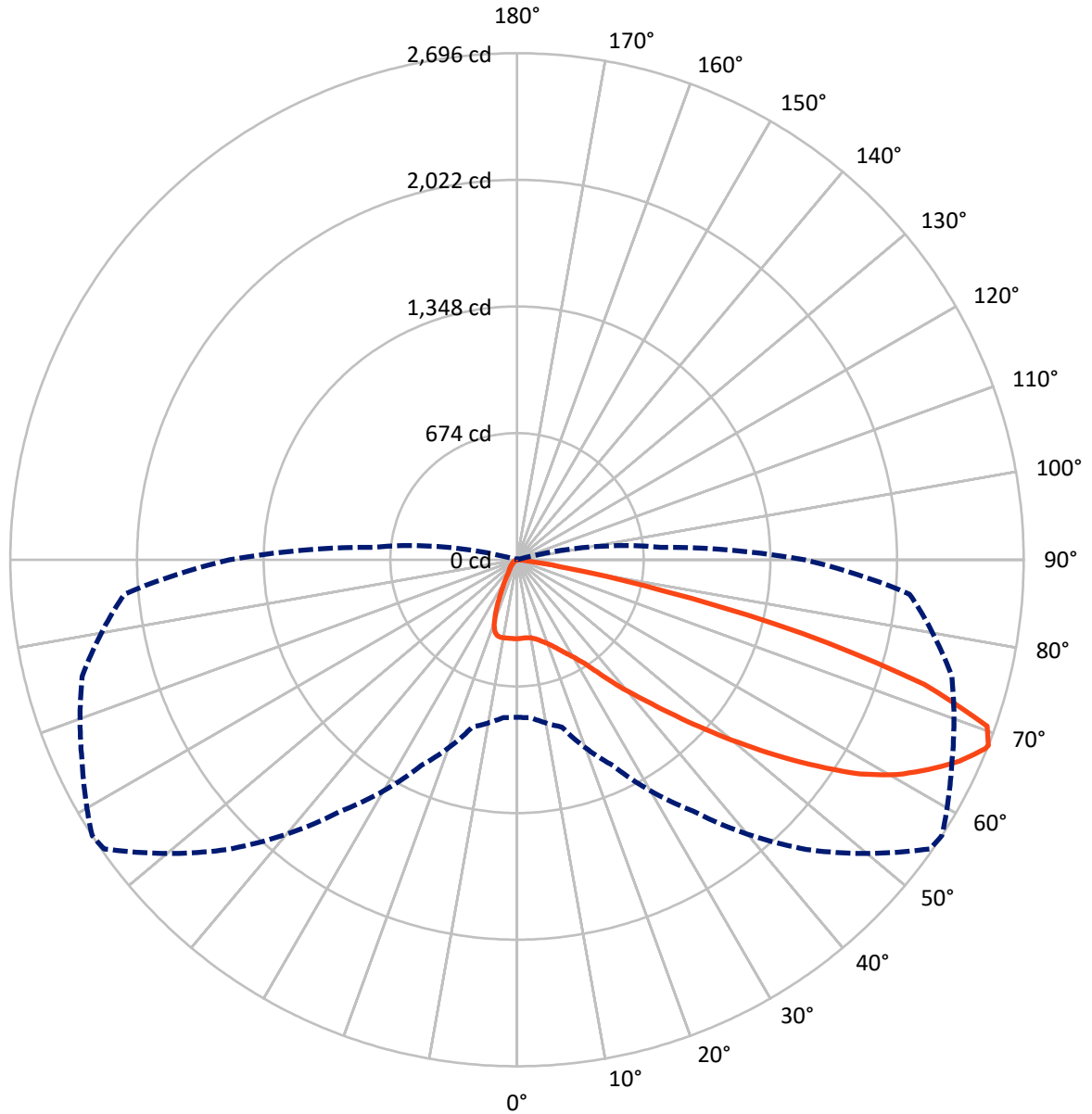
✕ Max cd  
 - - - 1/2 Max cd



Based on 10 foot mounting height. Maximum calculated value = 5.4 fc  
 Type III - Short - N/A

REPORT NUMBER: P385838  
CATALOG NUMBER: GWC-SA1B-830-U-T3-HSS

### Luminous Intensity Polar Plot



— Vertical Plane Through 57-Deg Lateral    - - - Horizontal Cone Through 68-Deg Vertical

REPORT NUMBER: P385838

CATALOG NUMBER: GWC-SA1B-830-U-T3-HSS

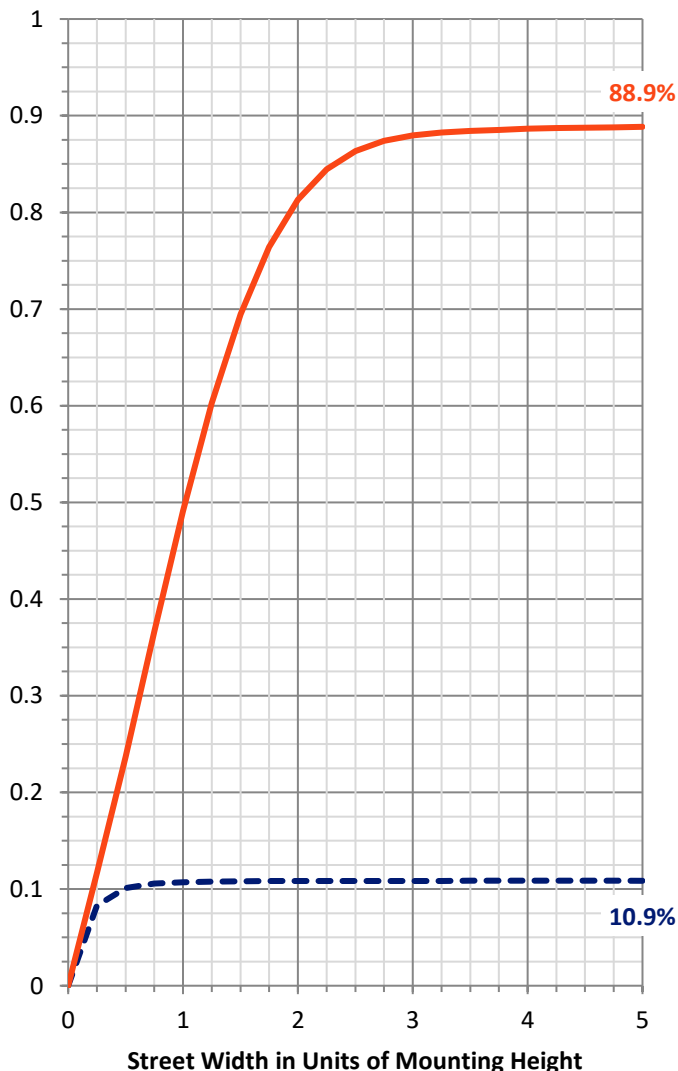
**FLUX DISTRIBUTION:**

		Downward	Upward	Total
<b>House Side</b>	Lumens	387.6	0.0	387.6
	% Fixture	11.0	0.0	11.0
<b>Street Side</b>	Lumens	3147.4	0.0	3147.4
	% Fixture	89.0	0.0	89.0
<b>Total</b>	Lumens	3535.0	0.0	3535.0
	% Fixture	100.0	0.0	100.0

**ZONAL LUMENS:**

Zone	Lumens	% Fixture
0°-10°	39.3	1.1
10°-20°	108.9	3.1
20°-30°	187.9	5.3
30°-40°	324.3	9.2
40°-50°	554.8	15.7
50°-60°	887.6	25.1
60°-70°	1025.5	29.0
70°-80°	391.9	11.1
80°-90°	14.7	0.4
90°-100°	0.0	0.0
100°-110°	0.0	0.0
110°-120°	0.0	0.0
120°-130°	0.0	0.0
130°-140°	0.0	0.0
140°-150°	0.0	0.0
150°-160°	0.0	0.0
160°-170°	0.0	0.0
170°-180°	0.0	0.0
0°-90°	3535.0	100.0
0°-180°	3535.0	100.0

**Coefficient of Utilization**



REPORT NUMBER: P385838

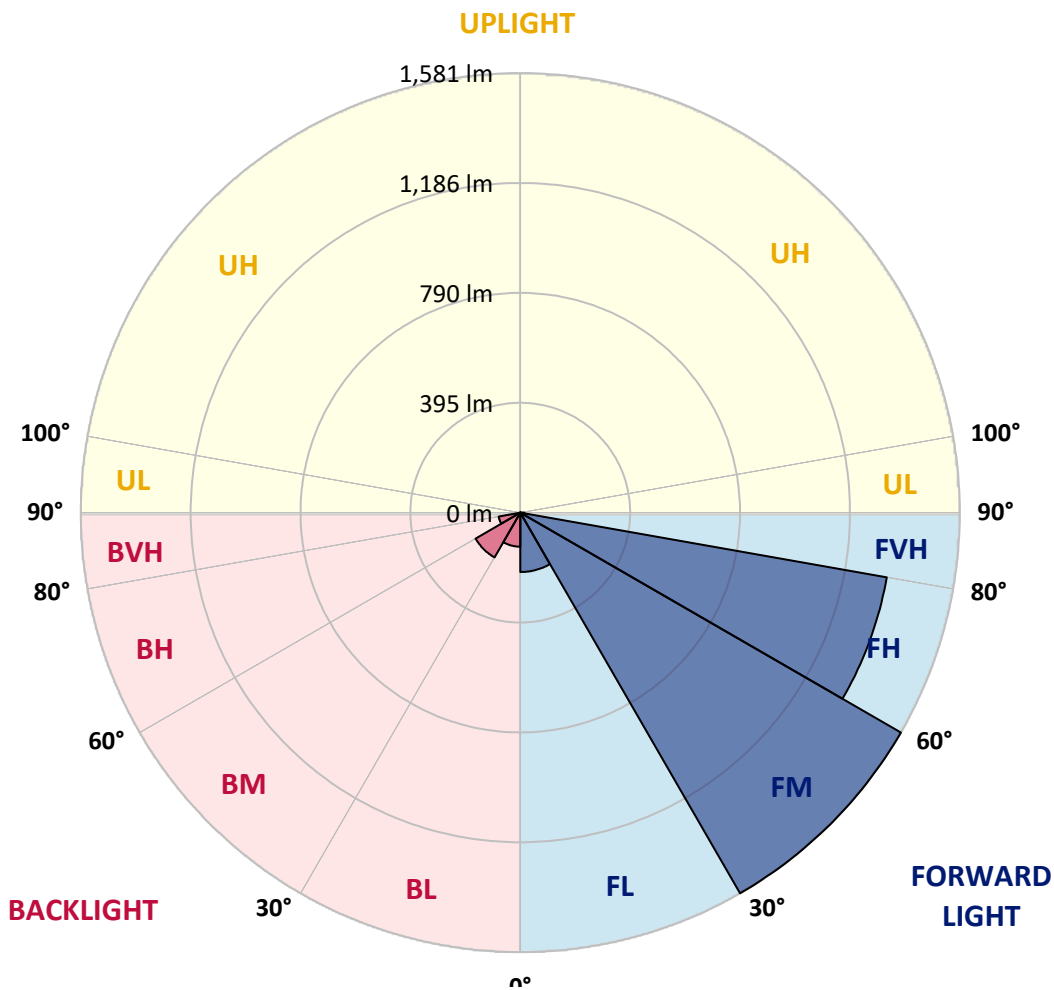
CATALOG NUMBER: GWC-SA1B-830-U-T3-HSS

**LUMINAIRE CLASSIFICATION SYSTEM LUMEN TABLE AND BUG RATING:**

Zone	Lumens	% Fixture	Zone Rating/Lumen Limit		
			B	U	G
FL (0°-30°)	213.7	6.0			
FM (30°-60°)	1580.8	44.7			
FH (60°-80°)	1338.5	37.9			G1/1800
FVH (80°-90°)	14.4	0.4			G1/100
BL (0°-30°)	122.5	3.5	B1/500		
BM (30°-60°)	185.9	5.3	B0/220		
BH (60°-80°)	78.9	2.2	B0/110		G0/110
BVH (80°-90°)	0.3	0.0			G0/10
UL (90°-100°)	0.0	0.0		U0/0	
UH (100°-180°)	0.0	0.0		U0/0	

**BUG Rating: B1-U0-G1**

Type III Short





REPORT NUMBER: P385838

CATALOG NUMBER: GWC-SA1B-830-U-T3-HSS

**CANDELA DISTRIBUTION (FULL):**

	0°	5°	15°	25°	35°	45°	55°	57°	65°	75°	85°
0°	420.1	420.1	420.1	420.1	420.1	420.1	420.1	420.1	420.1	420.1	420.1
2.5°	410.2	412.0	413.4	414.2	415.2	417.4	418.0	419.0	419.5	419.5	420.7
5°	394.0	396.0	398.8	401.2	405.8	411.9	416.2	417.9	420.9	423.6	425.1
7.5°	378.9	381.3	384.6	390.1	398.2	407.8	416.9	419.2	425.1	430.7	433.6
10°	369.2	371.1	375.4	383.3	393.8	407.3	420.1	422.9	432.9	442.4	447.8
12.5°	365.9	367.6	372.1	380.9	394.0	409.9	427.4	431.6	446.3	460.2	467.7
15°	370.7	371.1	375.9	384.3	397.2	416.0	439.6	444.6	463.2	481.2	490.6
17.5°	389.5	388.0	390.5	394.1	404.3	424.2	452.5	460.0	484.7	506.0	514.8
20°	436.3	436.3	430.6	420.6	420.7	436.9	469.9	478.4	508.6	533.2	541.2
22.5°	516.3	514.8	503.5	478.9	456.3	458.8	491.1	502.1	537.4	563.6	566.3
25°	612.6	610.8	593.2	558.6	519.5	494.3	519.8	532.5	571.7	594.9	589.4
27.5°	714.6	713.1	695.7	652.7	597.1	550.8	554.1	566.1	606.6	629.5	611.9
30°	813.4	813.9	796.6	752.5	689.5	622.8	597.6	604.6	640.5	663.8	638.7
32.5°	907.3	908.0	893.1	843.8	784.9	706.5	657.7	655.9	680.0	702.9	674.1
35°	991.0	992.7	982.5	944.2	881.9	799.8	735.8	731.5	736.0	761.9	728.4
37.5°	1071.8	1072.8	1065.1	1032.8	980.7	902.3	834.4	828.2	818.5	838.4	800.2
40°	1160.2	1157.7	1148.8	1119.6	1074.8	1015.4	940.4	929.7	912.8	930.5	894.4
42.5°	1242.4	1239.6	1241.1	1208.0	1170.2	1131.8	1063.9	1045.5	1035.7	1056.1	1010.1
45°	1345.2	1343.7	1348.7	1320.0	1289.4	1261.5	1205.5	1185.4	1181.1	1205.0	1150.0
47.5°	1446.7	1450.4	1465.9	1453.7	1441.3	1416.8	1355.4	1346.4	1349.1	1378.0	1297.6
50°	1531.3	1535.6	1578.2	1592.3	1610.2	1595.8	1534.3	1528.8	1539.3	1565.4	1456.4
52.5°	1592.5	1601.3	1654.3	1719.0	1784.2	1793.9	1732.5	1727.5	1741.7	1745.7	1579.1
55°	1634.9	1642.8	1702.8	1821.1	1953.8	1995.6	1957.5	1938.1	1935.4	1895.8	1708.1
57.5°	1642.4	1641.6	1727.8	1887.1	2086.9	2194.7	2170.6	2151.6	2096.7	2034.6	1856.0
60°	1600.0	1604.8	1704.9	1910.0	2170.5	2345.3	2347.1	2322.4	2237.0	2169.5	1999.5
62.5°	1469.3	1489.0	1590.1	1850.0	2169.5	2406.0	2476.5	2457.6	2355.5	2279.9	2144.9
65°	1257.3	1264.3	1360.8	1644.4	2022.9	2380.6	2593.0	2586.0	2462.3	2387.3	2219.6
67.5°	918.2	903.0	1004.2	1294.9	1712.6	2232.5	2676.6	2685.5	2544.7	2409.3	2140.0
68°	837.9	842.4	921.3	1208.5	1631.4	2180.2	2682.1	2695.6	2552.9	2394.9	2096.6
70°	499.4	508.1	578.5	832.1	1241.1	1884.1	2622.6	2653.5	2504.1	2246.7	1813.4
72.5°	127.5	137.9	204.4	372.4	708.9	1327.5	2213.9	2266.2	2174.1	1822.6	1224.2
75°	52.5	55.2	73.0	122.7	264.1	598.1	1459.2	1571.2	1507.2	1091.2	553.3
77.5°	36.3	38.1	47.0	68.0	114.3	202.8	715.4	796.3	717.4	372.4	120.7
80°	26.1	27.6	33.6	45.3	65.7	72.4	233.2	269.6	214.1	81.7	29.9
82.5°	15.5	16.7	25.1	32.3	39.9	34.6	58.0	65.9	62.0	40.6	13.4
85°	7.7	9.0	16.9	23.1	21.6	14.5	17.7	19.7	24.4	24.7	7.2
87.5°	0.5	1.0	9.9	13.9	6.0	3.3	5.2	6.4	8.7	12.2	3.0
90°	0.0	0.0	0.0	0.0	0.0	0.0	0.0	0.0	0.0	0.0	0.0



REPORT NUMBER: P385838  
 CATALOG NUMBER: GWC-SA1B-830-U-T3-HSS

**CANDELA DISTRIBUTION (continued):**

	90°	95°	105°	115°	125°	135°	145°	155°	165°	175°	180°
0°	420.1	420.1	420.1	420.1	420.1	420.1	420.1	420.1	420.1	420.1	420.1
2.5°	421.2	421.4	420.2	419.7	420.1	418.0	417.2	417.5	417.5	418.0	417.2
5°	425.4	425.4	423.4	420.7	419.2	415.4	412.9	412.2	411.7	411.4	410.7
7.5°	434.4	433.4	429.9	424.1	419.0	410.7	404.3	401.0	399.3	398.7	398.2
10°	449.0	447.1	441.3	430.4	418.9	404.0	390.1	380.3	372.1	368.7	366.7
12.5°	468.5	465.9	456.0	437.9	417.7	390.3	360.2	331.3	304.4	293.4	287.8
15°	491.1	487.2	471.7	444.3	410.9	359.4	294.0	243.4	206.1	192.1	186.0
17.5°	514.0	509.0	485.4	448.3	390.3	295.4	206.3	155.8	130.9	124.2	121.9
20°	537.1	529.7	497.3	445.3	343.8	213.0	136.1	113.8	106.6	104.6	104.0
22.5°	559.0	547.6	508.0	433.6	272.3	142.9	107.6	100.6	98.3	97.1	96.8
25°	578.0	562.1	517.3	397.5	192.7	108.0	96.9	94.6	91.6	89.4	89.6
27.5°	595.9	576.7	523.0	338.0	128.5	92.3	89.8	86.6	81.1	77.9	77.9
30°	617.5	596.1	527.2	260.1	94.6	81.6	79.6	74.7	67.2	63.0	63.0
32.5°	649.9	625.5	524.5	182.5	78.4	71.7	67.0	60.3	52.2	48.1	48.0
35°	699.5	670.9	505.5	119.7	69.2	62.3	54.8	46.6	39.4	36.1	35.9
37.5°	766.4	731.8	462.7	85.6	62.0	53.7	44.6	35.6	30.3	28.1	27.9
40°	853.1	802.5	401.5	69.4	55.3	45.3	34.4	27.6	23.9	22.2	22.4
42.5°	957.3	878.2	328.1	59.8	48.8	37.3	26.9	21.7	19.4	18.2	17.9
45°	1072.9	952.9	251.2	53.3	42.3	30.1	21.1	17.2	15.4	14.7	14.7
47.5°	1200.1	1025.6	183.9	47.6	35.3	23.2	16.9	14.0	12.5	12.0	11.9
50°	1315.6	1076.1	132.6	41.6	28.9	18.4	13.7	11.7	10.7	10.0	10.0
52.5°	1411.9	1092.0	97.6	35.1	23.4	14.7	11.4	10.0	9.0	8.5	8.5
55°	1496.7	1085.5	72.5	28.9	18.9	12.0	9.7	8.5	7.7	7.2	7.2
57.5°	1577.9	1064.4	54.2	23.6	15.2	9.7	8.2	7.2	6.4	6.0	6.0
60°	1644.3	1029.3	40.3	19.1	12.2	7.9	6.9	5.9	5.2	4.7	4.7
62.5°	1698.1	990.5	29.6	15.7	9.7	6.2	5.3	4.8	3.8	3.3	3.3
65°	1698.4	926.2	22.2	13.0	7.5	4.8	4.0	3.8	2.5	2.0	1.8
67.5°	1575.6	798.5	17.0	11.2	5.9	3.7	3.0	3.2	1.3	0.8	0.7
68°	1530.9	766.1	16.0	11.0	5.5	3.5	2.8	3.2	1.2	0.7	0.5
70°	1290.7	609.4	12.9	10.7	4.8	2.7	2.3	3.2	1.0	0.5	0.3
72.5°	825.6	353.7	9.5	8.5	3.7	2.0	1.5	2.8	1.0	0.3	0.2
75°	351.4	109.7	6.5	6.0	2.2	1.5	1.0	1.8	0.7	0.2	0.0
77.5°	74.0	24.7	3.8	3.7	1.5	1.0	0.7	0.5	0.2	0.0	0.0
80°	19.1	7.2	2.0	1.8	0.8	0.5	0.3	0.0	0.0	0.0	0.0
82.5°	6.0	2.8	1.2	0.8	0.3	0.0	0.0	0.0	0.0	0.0	0.0
85°	3.0	1.7	0.7	0.3	0.0	0.0	0.0	0.0	0.0	0.0	0.0
87.5°	1.7	0.5	0.2	0.0	0.0	0.0	0.0	0.0	0.0	0.0	0.0
90°	0.0	0.0	0.0	0.0	0.0	0.0	0.0	0.0	0.0	0.0	0.0



Signify Classified - Internal  
Cooper Lighting Solutions Photometric Lab  
1121 Highway 74 South  
Peachtree City, GA 30269

Scaled Data Report



Report Generated By 670245982

Signify Classified - Internal  
Cooper Lighting Solutions Photometric Lab  
1121 Highway 74 South  
Peachtree City, GA 30269

Scaled Data Report



Signify Classified - Internal  
Cooper Lighting Solutions Photometric Lab  
1121 Highway 74 South  
Peachtree City, GA 30269

Scaled Data Report



Signify Classified - Internal  
Cooper Lighting Solutions Photometric Lab  
1121 Highway 74 South  
Peachtree City, GA 30269

Scaled Data Report



Signify Classified - Internal  
Cooper Lighting Solutions Photometric Lab  
1121 Highway 74 South  
Peachtree City, GA 30269

Scaled Data Report



--- HS — SS

Signify Classified - Internal  
Cooper Lighting Solutions Photometric Lab  
1121 Highway 74 South  
Peachtree City, GA 30269

Scaled Data Report



u

Signify Classified - Internal  
Cooper Lighting Solutions Photometric Lab  
1121 Highway 74 South  
Peachtree City, GA 30269

Scaled Data Report



Signify Classified - Internal  
Cooper Lighting Solutions Photometric Lab  
1121 Highway 74 South  
Peachtree City, GA 30269

Scaled Data Report



(END OF REPORT)